

2026

# Introduction

II

ARYAN  
DOORS

**Beautifully Built**

75 years of experience inside

## What sets us apart


- **Consistency you can count on**
- **Installation & service excellence**
- **Customer moments that matter**
- **Pricing that makes sense**



Seventy-five years in this business has taught us what matters. Quality becoming inconsistent across the industry. One batch perfect, the next problematic. Builders caught in the middle. **We built Aryan Doors differently.**

---

## Why choose Aryan doors?



- 
- **First impressions matter** The right door sets expectations from first viewing
  - **Elevates everything around it** Quality doors lift the entire project
  - **Safety and beauty, daily** The most touched element, felt every time
-

---

## A different kind of partnership

*Behind every door we make,  
there is a family.*

*A couple choosing their first  
home together. Parents  
imagining their children  
growing up here. Someone  
investing their life savings.*



**When they walk through that  
door, they find safety. And trust.**

**That's responsibility.**

---

---

**Veneer doors**

---

**Laminate doors**

---

**Skin doors**

---

**Solid panel doors**

---

**Four finishes.  
One complete system.**

*Every Aryan door is delivered as a complete, coordinated system—door shutter, frame, and architrave—perfectly matched and engineered for lasting performance. This is how we ensure consistency, quality, and seamless installation across your entire project.*



# Veneer Doors

*Natural wood beauty, engineered performance*

# Veneer Doors

Real wood veneer surfaces that bring natural warmth and grain beauty to any space. The engineered core provides stability and consistency that solid wood alone can't match.

---



*Why developers choose them?*

*Natural wood aesthetics with engineered reliability. Complete system arrives perfectly matched—door, frame, and trim all coordinated. No warping, consistent quality across large projects.*

*Specifications:*

*Thickness 32-60mm*

*Width 600-1200mm*

*Height up to 3000mm*

**Neer 09  
AD26**

## Complete system includes:

---

### Door Shutter


- Rail and stile framework of solid timber or LVL for structural integrity
  - Solid timber / Solid particle board / Timber particle board / HDF / HMR
  - HDHMR veneer facing with precision-matched edge banding
  - PU polish finish that enhances natural wood grain
- 

### Frame

- LVL or solid timber construction  
(Options in Beech/Meranti/Teak Pine)
  - Veneer-wrapped and polished to match door shutter
  - Available thickness: 40-60mm | Width: 100-300mm
- 

### Architrave

- Exterior-grade MDF wrapped in matching veneer
  - L-profile or Flat profile options
  - PU polish finish coordinated with door and frame
  - Available thickness: 8-18mm | Width: 30-70mm
-



# Laminate Doors

*Contemporary finishes, lasting  
durability*

# Laminate Doors

Modern aesthetic options with exceptional resistance to wear, moisture, and daily use. Perfect for contemporary projects where color and finish consistency matter.

---



*Why developers choose them?*  
Contemporary finishes that stay beautiful longer. Excellent for high-traffic areas and moisture prone spaces. Minimal maintenance, complete system coordination.

*Perfect for:*  
Main entrances, interior doors, premium residential projects

*Specifications:*  
Thickness 32-60mm  
Width 600-1200mm  
Height up to 3000mm

**Lami 09  
AD27**

## Complete system includes:

---

### Door Shutter

- Same precision-engineered core as veneer doors (pine wood/LVL framework, particle board infill)
  - High-pressure laminate surfaces
  - PVC edge banding for complete moisture protection
- 

### Frame

- LVL or solid timber construction
  - Can be laminate-finished to match door or veneer-wrapped for contrast
  - Available thickness: 40-60mm | Width: 100-300mm
- 

### Architrave

- Exterior-grade MDF
  - Laminate or veneer finish to coordinate with overall design
  - L-profile or Flat profile
  - Available thickness: 8-18mm | Width: 30-70mm
-



# Skin Doors

*Smooth painted perfection*

# Skin Doors

Flawless painted surfaces with the warmth of wood-based texture. Ideal for projects requiring specific color palettes or clean, contemporary aesthetics.

---



*Why developers choose them?*  
Perfect painted finish without maintenance concerns. Complete color consistency across door, frame, and trim. Can be color-matched to exact project specifications.

*Perfect for:*  
Color-coordinated interiors, modern minimalist projects, hospitality applications

*Specifications:*  
Thickness 32-60mm  
Width 600-1200mm  
Height up to 3000mm

**SKM 09  
AD28**

## Complete system includes:

---

### Door Shutter

- Proven engineered core construction (solid timber/LVL framework, particle board infill)
  - Premium wood-based skin surface with texture
  - Durable PU paint finish in your specified color
- 

### Frame

- LVL or solid timber construction
  - Matching PU paint finish for seamless color coordination
  - Available thickness: 40-60mm | Width: 100-300mm
- 

### Architrave

- Exterior-grade MDF
  - Same PU paint finish as door and frame
  - L-profile or Flat profile
  - Available thickness: 8-18mm | Width: 30-70mm
-



# Solid Panel Doors

*Traditional Craftsmanship Meets  
Modern Engineering*

# Solid Panel Doors

Authentic panel door construction using finger-jointed or edge-glued solid timber. The traditional look customers love, with engineering that ensures long-term performance.

---



*Why developers choose them?*

*The authentic weight, feel, and presence of traditional solid wood doors with dimensional stability. Complete traditional aesthetic from door to trim.*

*Perfect for:*

*Heritage-style homes, classic residences, luxury villas, traditional aesthetics*

*Specifications:*

*Thickness 32-60mm*

*Width 600-1200mm*

*Height up to 3000mm*

**Sod 10  
AD29**

## Complete system includes:

---

### Door Shutter

- Individual panels crafted from FJ/EG solid timber (engineered timber or solid wood)
  - Precision-joined to create classic raised or flat panel designs
  - PU polish finish highlighting natural wood beauty
- 

### Frame

- Solid timber construction (engineered timber or LVL)
  - Direct PU polish finish matching door shutter
  - Available thickness: 40-60mm | Width: 100-300mm
- 

### Architrave

- Exterior-grade MDF wrapped in matching veneer
  - PU polish finish coordinated with door and frame
  - L-profile or Flat profile
  - Available thickness: 8-18mm | Width: 30-70mm
-

# With your customers, long after delivery



## **Comprehensive Warranty Coverage**

*Structural integrity: 11 years*

*Finish quality: 5 years*

*QR code for instant registration*

---

### **Installation Review Process**

Our team conducts on-site quality checks, documents installation adherence, and resolves issues immediately. Professional documentation gives you peace of mind.

### **Direct Customer Support**

Every door includes a discreet sticker with our toll-free number. Your customers reach us directly for adjustments, maintenance, or warranty support—no added burden on your team.

---

**The result:** *Fast resolutions. Zero added workload. Confident customers. Protected reputation.*

Back up your marketing claims. Justify your positioning with quality. Deliver value everyone recognizes.

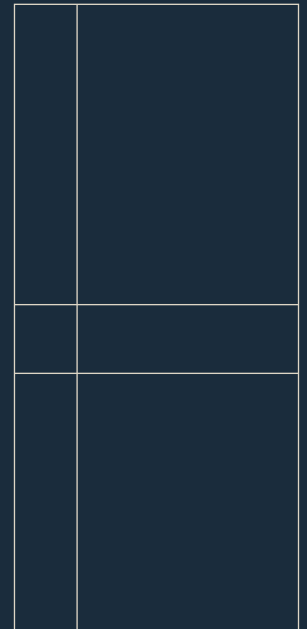



# Pricing that makes sense



- *Premium quality, builder-friendly economics*
- *Competitive rates for volume projects*
- *Support throughout your project timeline*

*Beautifully built doors.*

Π  
ARYAN  
DOORS



---

Address  
Phone number  
Email